

This article was downloaded by:

On: 23 January 2011

Access details: *Access Details: Free Access*

Publisher *Taylor & Francis*

Informa Ltd Registered in England and Wales Registered Number: 1072954 Registered office: Mortimer House, 37-41 Mortimer Street, London W1T 3JH, UK



Journal of Coordination Chemistry

Publication details, including instructions for authors and subscription information:

<http://www.informaworld.com/smpp/title~content=t713455674>

Dissociation Kinetics of TMDTA and TMEDTA Complexes of Lanthanides

Ki-Young Choi^a; Gregory R. Choppin^a

^a Department of Chemistry, Florida State University, Tallahassee, Florida, USA

To cite this Article Choi, Ki-Young and Choppin, Gregory R.(1991) 'Dissociation Kinetics of TMDTA and TMEDTA Complexes of Lanthanides', *Journal of Coordination Chemistry*, 24: 1, 19 – 28

To link to this Article: DOI: 10.1080/00958979109409732

URL: <http://dx.doi.org/10.1080/00958979109409732>

PLEASE SCROLL DOWN FOR ARTICLE

Full terms and conditions of use: <http://www.informaworld.com/terms-and-conditions-of-access.pdf>

This article may be used for research, teaching and private study purposes. Any substantial or systematic reproduction, re-distribution, re-selling, loan or sub-licensing, systematic supply or distribution in any form to anyone is expressly forbidden.

The publisher does not give any warranty express or implied or make any representation that the contents will be complete or accurate or up to date. The accuracy of any instructions, formulae and drug doses should be independently verified with primary sources. The publisher shall not be liable for any loss, actions, claims, proceedings, demand or costs or damages whatsoever or howsoever caused arising directly or indirectly in connection with or arising out of the use of this material.

DISSOCIATION KINETICS OF TMDTA AND TMEDTA COMPLEXES OF LANTHANIDES

KI-YOUNG CHOI¹ AND GREGORY R. CHOPPIN*

Florida State University, Department of Chemistry, Tallahassee, Florida 32306, USA.

(Received July 2, 1990)

The dissociation kinetics of TMDTA (trimethylenedinitrilotetraacetic acid) and TMEDTA (tetramethylenedinitrilotetraacetic acid) complexes of Ce(III), Eu(III), and Yb(III) ions have been studied in aqueous solution using Cu(II) ions as the scavenger in acetate buffer ($I = 0.1 \text{ M}$) at 25°C . All the complexes exhibit acid-dependent and acid-independent pathways in a manner similar to LnDCTA⁻ complexes. The buffer concentration dependence of the rate of dissociation has also been investigated. The rates of dissociation of LnTMDTA⁻ and LnTMEDTA⁻ complexes are much faster than those of LnEDTA⁻ complexes. The chelate ring size effect is discussed by comparing the rate constants to those of analogous EDTA and DCTA systems.

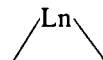
Keywords: Lanthanides, polydentates, complexes, dissociation, kinetics

INTRODUCTION

The kinetics of exchange and dissociation of lanthanide polyaminocarboxylate chelates have been studied for a variety of ligands.²⁻⁶ In general, these studies have shown that exchange of the metal cation occurs by both $[\text{H}^+]$ -dependent and $[\text{H}^+]$ -independent mechanisms. The $[\text{H}^+]$ -catalyzed dissociation has been described as involving a LnYH intermediate. The $[\text{H}^+]$ -independent pathway has been interpreted as proceeding *via* a binuclear intermediate LnYM although we find no rate dependence on $[\text{M}]$ in this study where $\text{M} = \text{Cu}^{2+}$.

The metal exchange reaction between EuEDTA⁻ and Am(III),² Cu(II) exchange with LnDCTA⁻³ and with LnK22DA^{2-,4} as well as with LnMEDTA⁵ all had rate laws with acid-dependent and acid-independent terms.

To further understand the factors involved in lanthanide chelation kinetics, we have studied the dissociation of Ce(III), Eu(III), and Yb(III) complexes of TMDTA (trimethylenedinitrilotetraacetic acid) and Yb(III) complexes of TMEDTA (tetramethylenedinitrilotetraacetic acid). LnTMDTA⁻ and LnTMEDTA⁻ complexes



have, respectively, one and two additional carbon atoms in the N—N ring than does the LnEDTA⁻ complex. An increase in chelate ring size would be expected to reduce the stability of the chelate. The dissociation rates of the LnTMDTA⁻ and LnTMEDTA⁻ complexes were in fact much faster than those of other polyaminocarboxylate complexes, requiring that the study be performed on a stopped-flow spectrophotometer.

* Author for correspondence.

EXPERIMENTAL

Reagents and Solutions

Lanthanide stock solutions were prepared by dissolving the metal oxide (99.9%, Aldrich Co.) in a minimum amount of concentrated perchloric acid. The solutions were evaporated to remove excess acid and diluted to volume with water. The lanthanide concentrations were determined by titration with EDTA (Aldrich Co.) using xylenol orange as an indicator in acetate buffer. TMDTA (trimethylenedinitrilotetraacetic acid) and TMEDTA (tetramethylenedinitrilotetraacetic acid) were synthesized by the method of Tanaka *et al.*^{7,8} The compounds were recrystallized twice from 25% ethanol. Stock solutions of the disodium salt of TMDTA and TMEDTA were prepared by dissolving the required amount of the acid in two equivalents of sodium hydroxide. The concentration of the ligands was determined by a complexometric titration with copper chloride using murexide indicator and ammonia buffer at pH 8.

Stock solutions of LnTMDTA^- ($\text{Ln} = \text{Ce}, \text{Eu}, \text{Yb}$) and YbTMEDTA^- were prepared by mixing equimolar amounts of $\text{Ln}(\text{ClO}_4)_3$ and ligand stock solutions. Solutions of copper(II) perchlorate, acetate buffer and sodium perchlorate were prepared from commercially available analytical grade reagents. Distilled water, deionized by passage through a mixed-bed ion exchange-resin cartridge (Barnstead Ultra pure), was used for all solutions.

Measurements

Ionic strength was adjusted to 0.1 M with NaClO_4 . pH measurements were made with a Fisher Accunment 925 pH meter. The hydrogen ion concentration, pH , was calculated from the measured pH using the relation $\text{pH} = \text{pH} - 0.11$.

The kinetics were followed with a Durrum-Gibson D-109 stopped-flow spectrophotometer. For single wavelength measurements, monochromatic light is carried to the observation cell (path length, 2 cm) and the transmitted light conducted to a Hamamatsu Model R 136 photomultiplier tube with Oriel liquid light guides. The current from the phototube is amplified and converted to a voltage signal that is transmitted to an IBM-XT computer using a Data Translation Model 2801, an A/D converter, and stored on a floppy diskette. Graphical display of the data, the conversion of transmittance to absorbance, and subsequent quantitative analysis was accomplished with standard programs. More than 200 data points were used in each rate constant determination. Each reported rate constant is the average of a minimum of five runs.

The lanthanide complexes do not show appreciable absorption in the near-ultraviolet or visible region. Copper(II) was used as the scavenger of free ligand and the reaction monitored at 286 nm for the formation of $\text{CuY}(\text{Ac})_n^{(2+n)-}$.

RESULTS AND DISCUSSION

The stability constants of LnTMDTA^- ⁹ ($\log \beta_{101} = 11.74 - 15.95$) and YbTMEDTA^- ¹⁰ ($\log \beta_{101} = 11.35$) complexes are much smaller than those of

the corresponding copper complexes⁹ ($\log \beta_{101} = 18.80$, and 17.25 , respectively, for CuTMDTA and CuTMEDTA formation). Therefore, the exchange reaction is complete in the presence of a tenfold excess of Cu(II) ions, *i.e.*;



The experimental data corresponded well with pseudo-first-order reaction rates. The data in Table I show that the observed rate constants remained constant over a threefold range of Cu^{2+} concentration. The dissociation kinetics of LnDCTA^- ,³ LnMEDTA ,⁵ and LnENDPDA^- ¹¹ complexes were also reported to be independent of $[\text{Cu}^{2+}]$. The observed first-order rate constants for reaction (1) at various hydrogen ion concentrations for each metal complex are listed in the Appendix. The error limits represent one standard deviation.

TABLE I

Effect on the dissociation rates of LnY^- of Cu^{2+} ; $I = 0.10 \text{ M (NaClO}_4)$; $C_{\text{Buffer}} = 0.01 \text{ M (acetate)}$ $T = 298 \text{ K}$; $[\text{LnY}^-]_T = 0.10 \text{ mM}$.

| Metal | Ligand | $[\text{Cu}(\text{Ac})_2^{-1}]$ | pH | $k_{\text{obs}} \times 10^{-1}$ |
|-------|--------|---------------------------------|-------|---------------------------------|
| Ce | TMDTA | 1.00 | 5.841 | 3.13 ± 0.50 |
| | | 2.00 | 5.837 | 3.15 ± 0.96 |
| | | 3.00 | 5.845 | 3.03 ± 1.53 |
| Yb | TMEDTA | 1.00 | 5.833 | 3.68 ± 0.50 |
| | | 2.00 | 5.835 | 3.78 ± 0.50 |
| | | 3.00 | 5.830 | 3.73 ± 0.85 |

The dependence of the observed rate constants on the hydrogen ion concentration at various buffer concentrations is shown in Figures 1 and 2 for the Yb-TMDTA and Yb-TMEDTA systems. For all systems, a linear least-squares fit to these plots had a non-zero intercept which is consistent with the exchange reaction proceeding *via* both an acid-independent and an acid-dependent pathway. The observed rate constants for the lanthanide complexes can be written as in (2).

$$k_{\text{obs}} = k_d + k_H[\text{H}^+] \quad (2)$$

Figure 3 shows that K_d and K_H are directly proportional to the total acetate buffer concentration after correction for the formation of copper acetate complexes. The enhancement in the dissociation rates of these complexes by the acetate buffer can be attributed to acetate ion complexation. Thus, the overall rate of reaction can be expressed as in (3).

$$\text{Rate} = k_1[\text{LnY}^-] + k_2[\text{LnY}^-][\text{Ac}^-] + k_3[\text{LnY}^-][\text{H}^+] + k_4[\text{LnY}^-][\text{H}^+][\text{Ac}^-] \quad (3)$$

Values of specific rate constants, k_n ($n = 1-4$), calculated from a weighted least-squares program, are listed in Table II. The consistent decrease in the acid-independent rate constant of the LnTMDTA^- complexes from Ce^{3+} to Yb^{3+} parallels the thermodynamic stability of these complexes.

Values of acid-independent rate constants compared to the rate constants for water exchange or for complex formation indicate that self dissociation of the

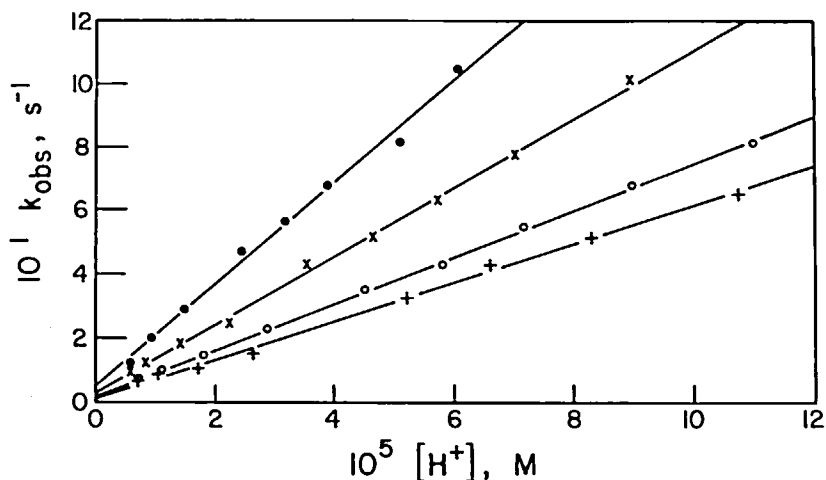


FIGURE 1 Plots of k_{obs} vs $[\text{H}^+]$ for $\text{Yb}(\text{TMDTA})^-$ with $\text{Cu}(\text{II})$ at different buffer concentrations. The concentrations of acetate are 5.0 mM (\square); 10.0 mM (\blacklozenge); 25.0 mM (\blacksquare); 50.0 mM (\diamond).

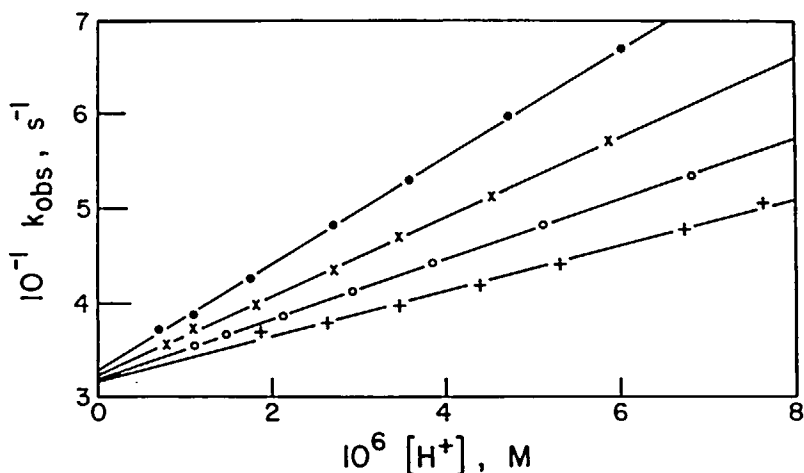


FIGURE 2 Plots of k_{obs} vs $[\text{H}^+]$ for $\text{Yb}(\text{TMEDTA})^-$ with $\text{Cu}(\text{II})$ at different buffer concentrations. The concentrations of acetate are 5.0 mM (\square); 10.0 mM (\blacklozenge); 25.0 mM (\blacksquare); 50.0 mM (\diamond).

complex does not occur in one step. It must involve a rate determining distortion of the complex, yielding an intermediate that is rapidly scavenged by copper or hydrogen ion to give the final products. The reaction sequence for the acid-independent mechanism may be expressed as in (4) and (5).



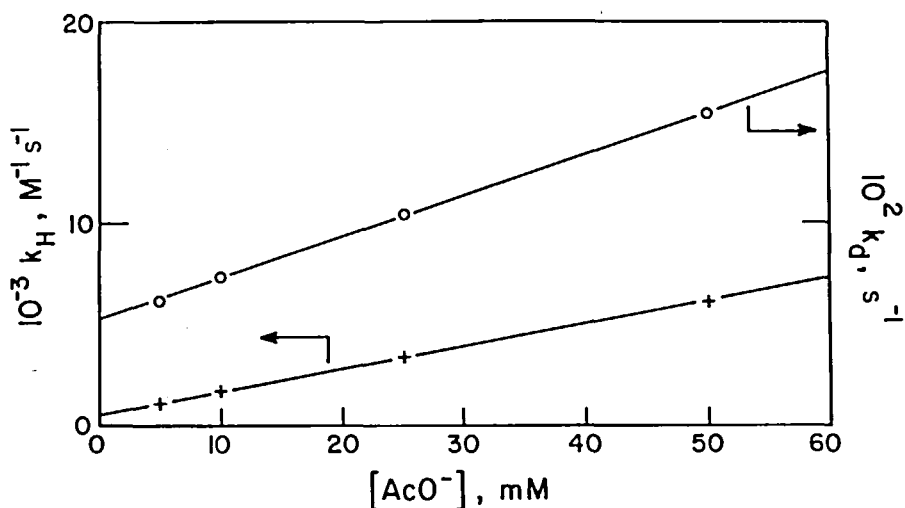


FIGURE 3 Plots of k_{11} and K_d vs acetate buffer concentrations for $\text{Yb}(\text{TMDTA})^-$ with $\text{Cu}(\text{II})$.

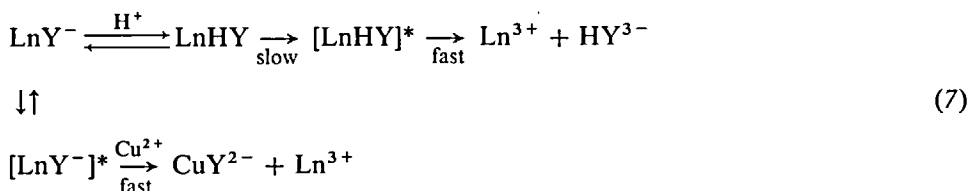
TABLE II
Rate constants for the exchange $\text{LnY}^-/\text{Cu}^{2+}$; $I = 0.10 \text{ M}$ (NaClO_4); $T = 298 \text{ K}$.

| Exchange Reaction | k_1 [LnY^-] (s^{-1}) | k_2 [LnY^-][Ac^-] ($\text{M}^{-1} \text{s}^{-1}$) | k_3 [LnY^-][H^-] ($\text{M}^{-1} \text{s}^{-1}$) | k_4 [LnY^-][Ac^-] [H^+] ($\text{M}^{-1} \text{s}^{-1}$) |
|---------------------|--|---|--|---|
| CeTMDTA^- | $2.25 \pm 0.30 \times 10^4$ | $5.89 \pm 0.79 \times 10^4$ | $3.99 \pm 0.54 \times 10^6$ | $1.28 \pm 0.17 \times 10^8$ |
| EuTMDTA^- | 1.85 ± 0.60 | 9.96 ± 0.30 | $2.32 \pm 0.73 \times 10^5$ | $1.38 \pm 0.43 \times 10^7$ |
| YbTMDTA^- | $6.90 \pm 0.74 \times 10^{-3}$ | 1.02 ± 0.11 | $5.16 \pm 0.55 \times 10^3$ | $2.09 \pm 0.22 \times 10^5$ |
| YbTMEDTA^- | $3.22 \pm 0.57 \times 10^4$ | 8.80 ± 0.16 | $2.09 \pm 0.37 \times 10^6$ | $7.49 \pm 0.12 \times 10^7$ |

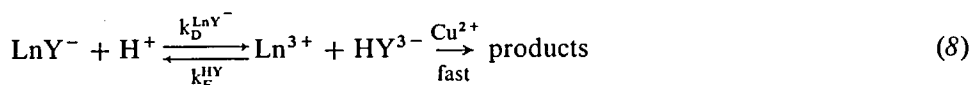
Water exchange rate constants¹² for Ce^{3+} and Yb^{3+} are roughly 1.0×10^8 to $1.0 \times 10^7 \text{ sec}^{-1}$. If this value is accepted for the rate constant for the formation of LnY^- from $(\text{LnY}^-)^*$, the equilibrium constants ($K = k_d^{\text{LnY}^-}/k_f^{\text{LnY}^-}$) for CeTMDTA^- and YbTMEDTA^- with respect to reaction (4) are calculated to be 2.3×10^{-7} and 3.2×10^{-6} . The stability constants for CeTMDTA^- ⁹ and YbTMEDTA^- ¹⁰ are $\log \beta_{101} = 11.74$ and 11.34 respectively. These values imply that the equilibrium constant K' for reaction (6)



should be at least 1.3×10^5 and $7.0 \times 10^5 \text{ M}^{-1}$, values which are close to those of the LaDCTA^- complex.³ The dissociation mechanism can be written as in (7).



The acid-dependent rate constants for LnTMDTA⁻ complexes decrease with lanthanide atomic number (*i.e.*, from Ce³⁺ to Yb³⁺), corresponding to a gradual increase in stability with increase in atomic number. If values for the acid-dependent dissociation rate constants (Table II), stability constants (β_{101}), and the acid dissociation constants (K_{4a}) of HY³⁻ are known from (8),



it is possible to calculate the overall formation rate constant, k_{F}^{HY} of LnY⁻ for equation (9).

$$k_{\text{F}}^{\text{HY}} = k_{\text{D}}^{\text{LnY}^-} \cdot \beta_{101} \cdot K_{4a} \quad (9)$$

These data are given in Table III. Analogous values for EDTA and DCTA kinetics are also included in Table III for comparison.

TABLE III
Rate constants* for the reaction $\text{Ln} + \text{HY} \xrightleftharpoons[K_{\text{D}}]{K_{\text{F}}} \text{LnY} + \text{H}$; T = 298 K; I = 0.10 M(NaClO₄).

| Metal | TMEDTA (p.w.) | | TMDTA (p.w.) | | EDTA (2, 13) | | DCTA (3) | |
|-------|--------------------|--------------------|--------------------|--------------------|--------------------|-----------------------|--------------------|-----------------------|
| | k_{F} | k_{D} | k_{F} | k_{D} | k_{F} | k_{D} | k_{F} | k_{D} |
| Ce | | | 8.93×10^7 | 3.99×10^6 | 7.08×10^8 | 1.38×10^3 | 1.09×10^7 | 6.00×10^1 |
| Eu | | | 3.94×10^8 | 2.32×10^5 | 2.62×10^9 | 2.28×10^2 | 3.41×10^7 | 2.20 |
| Yb | 2.69×10^7 | 2.09×10^6 | 1.96×10^9 | 5.16×10^3 | 1.45×10^9 | 7.60×10^{-1} | 1.10×10^8 | 2.32×10^{-2} |

* M⁻¹ s⁻¹.

The data reflect the effects of ligand structure. The dissociation rate constant of the TMEDTA complex was found to be much faster than those of the TMDTA, EDTA, and DCTA complexes. This can be attributed to the lower stability of the complexes as the size of the N–Ln–N ring increases from 5 to 7 atoms. However, the slower rate of dissociation of the DCTA chelate may be attributed to stereochemical rigidity imposed by the cyclohexyl ring. The relative formation rate constants may also be explained by these factors. Since the dissociation rate constant of YbEDTA⁻ is expected to be greater than the value in Table III obtained by Ryhl¹³ and Betts,¹⁴ we tried to measure the rate of dissociation of the Cu²⁺ and YbEDTA⁻ complex by

stopped-flow spectrometry under the same conditions. However, no reaction was observed, because YbEDTA^- complex forms a stronger complex than CuEDTA^{2+} ($\log \beta_{\text{YbEDTA}} = 19.51$, $\log \beta_{\text{CuEDTA}} = 18.78$).⁹ We also failed to observe dissociation of YbEDTA^- through ligand exchange with Arsenazo(III) and DTPA, and metal exchange with Fe^{3+} .

ACKNOWLEDGEMENTS

Ki-Young Choi thanks the Korea Science and Engineering Foundation for a Fellowship. We also acknowledge support of this research by a Grant from the U.S.D.O.E.-O.B.E.S. Division of Chemical Sciences.

REFERENCES

1. Permanent address: Department of Chemistry, Mokwon University, Taejeon 301-729, Korea.
2. G.R. Choppin and K.R. Williams, *J. Inorg. Nucl. Chem.*, **35**, 4255 (1973).
3. G.N. Nyssem and D.W. Margerum, *Inorg. Chem.*, **9**, 1814 (1970).
4. C.A. Chang and V.C. Sekhar, *Inorg. Chem.*, **26**, 1981 (1987).
5. M. DeJonghe and W. D'Olieslager, *Inorg. Chim. Acta*, **109**, 7 (1985).
6. A.C. Muscatello, G.R. Choppin and W. D'Olieslager, *Inorg. Chem.*, **28**, 993 (1989).
7. N. Tanaka and H. Ogino, *Bull. Chem. Soc. Jpn.*, **37**, 877 (1964).
8. H. Ogino, M. Takahasi and N. Tanaka, *Bull. Chem. Soc. Jpn.*, **43**, 424 (1970).
9. A.E. Martell and R.M. Smith, "Critical Stability Constants;" (Plenum Press, New York, 1977), Vol. 3.
10. G.R. Choppin and J.L. Brock, *Inorg. Chim. Acta*, **109**, 99 (1985).
11. E.N. Rizkalla and G.R. Choppin, *J. Coord. Chem.*, submitted for publication.
12. G. Geier, *Ber. Bunsenges. Phys. Chem.*, **69**, 617 (1965).
13. T. Ryhl, *Acta. Chem. Scand.*, **26**, 3955 (1972).
14. R.H. Betts, O.F. Dahlinger and D.M. Munro, "Radioisotopes in Scientific Research," (Pergamon, New York, 1958), Vol. 2, p. 326.

Appendix

Pseudo-first-order rate constants, k_{obs} , for the dissociation reaction of LnY^- at different $[\text{H}^+]$; $I = 0.10 \text{ M}$ (NaClO_4); $[\text{Cu}(\text{Ac})_2^{-1}] = 1.00 \text{ mM}$; $[\text{LnY}^-] = 0.10 \text{ mM}$; $T = 298 \text{ K}$

| | C_{Buffer} (mM) | $10^6[\text{H}^+]$ (M) | $10^{-1}k_{\text{obs}}$ (s^{-1}) |
|----------|-----------------------------|---------------------------|--|
| Ce-TMDTA | 5 | 5.234 | 48.5 ± 1.3 |
| | | 5.334 | 43.3 ± 1.7 |
| | | 5.407 | 40.5 ± 0.6 |
| | | 5.487 | 36.8 ± 1.0 |
| | | 5.640 | 32.3 ± 1.5 |
| | | 5.785 | 30.3 ± 0.6 |
| | | 5.914 | 28.3 ± 1.0 |
| | 10 | 5.237 | 55.3 ± 0.6 |
| | | 5.345 | 48.3 ± 0.5 |
| | | 5.423 | 43.8 ± 1.0 |
| | | 5.514 | 39.8 ± 0.5 |
| | | 5.703 | 34.0 ± 1.0 |
| | | 5.842 | 31.3 ± 0.5 |

Appendix (continued)

| | C_{Buffer} (mM) | $10^6[\text{H}^+]$ (M) | $10^{-1}k_{\text{obs}}$ (s^{-1}) |
|----------|-----------------------------|---------------------------|--|
| | | 5.959 | 29.0 ± 1.0 |
| | 25 | 5.331 | 57.5 ± 0.6 |
| | | 5.431 | 50.8 ± 0.5 |
| | | 5.526 | 45.5 ± 1.3 |
| | | 5.714 | 38.0 ± 1.4 |
| | | 5.900 | 32.5 ± 0.7 |
| | | 6.066 | 30.5 ± 1.3 |
| | | 6.208 | 28.5 ± 0.6 |
| | 50 | 5.355 | 70.7 ± 0.6 |
| | | 5.453 | 61.7 ± 1.5 |
| | | 5.558 | 54.5 ± 2.1 |
| | | 5.752 | 44.3 ± 3.3 |
| | | 5.955 | 37.3 ± 0.6 |
| | | 6.131 | 32.7 ± 0.5 |
| | | 6.301 | 30.3 ± 0.6 |
| Eu-TMDTA | 5 | 4.976 | 5.06 ± 0.15 |
| | | 5.086 | 4.53 ± 0.09 |
| | | 5.174 | 4.03 ± 0.02 |
| | | 5.270 | 3.65 ± 0.06 |
| | | 5.361 | 3.30 ± 0.07 |
| | | 5.466 | 3.08 ± 0.09 |
| | | 5.595 | 2.55 ± 0.07 |
| | | 5.757 | 2.35 ± 0.06 |
| | 10 | 4.983 | 5.90 ± 0.10 |
| | | 5.076 | 4.93 ± 0.15 |
| | | 5.178 | 4.35 ± 0.13 |
| | | 5.287 | 3.80 ± 0.14 |
| | | 5.363 | 3.65 ± 0.13 |
| | | 5.458 | 3.25 ± 0.05 |
| | | 5.636 | 2.90 ± 0.07 |
| | | 5.799 | 2.50 ± 0.08 |
| | 25 | 5.003 | 7.63 ± 0.06 |
| | | 5.096 | 6.37 ± 0.23 |
| | | 5.203 | 5.63 ± 0.25 |
| | | 5.300 | 4.93 ± 0.21 |
| | | 5.407 | 4.27 ± 0.06 |
| | | 5.498 | 3.90 ± 0.08 |
| | | 5.686 | 3.13 ± 0.06 |
| | | 5.873 | 2.78 ± 0.09 |
| | 50 | 5.003 | 11.00 ± 0.02 |
| | | 5.118 | 10.00 ± 0.01 |
| | | 5.218 | 8.15 ± 0.07 |
| | | 5.317 | 7.05 ± 0.25 |
| | | 5.416 | 6.13 ± 0.06 |

Appendix (continued)

| | C_{Buffer} (mM) | $10^6[\text{H}^+]$ (M) | $10^{-1} k_{\text{obs}}$ (s^{-1}) |
|-----------|-----------------------------|---------------------------|---|
| | | 5.519 | 5.20 ± 0.08 |
| | | 5.712 | 3.83 ± 0.10 |
| | | 5.914 | 3.28 ± 0.05 |
| Yb-TMDTA | 5 | 3.969 | 0.650 ± 0.019 |
| | | 4.082 | 0.513 ± 0.006 |
| | | 4.181 | 0.430 ± 0.001 |
| | | 4.282 | 0.325 ± 0.010 |
| | | 4.578 | 0.153 ± 0.005 |
| | | 4.764 | 0.106 ± 0.002 |
| | | 4.971 | 0.087 ± 0.002 |
| | | 5.143 | 0.065 ± 0.001 |
| | 10 | 3.959 | 0.809 ± 0.006 |
| | | 4.047 | 0.673 ± 0.008 |
| | | 4.147 | 0.547 ± 0.006 |
| | | 4.236 | 0.430 ± 0.017 |
| | | 4.347 | 0.353 ± 0.012 |
| | | 4.541 | 0.227 ± 0.006 |
| | | 4.742 | 0.143 ± 0.012 |
| | | 4.951 | 0.103 ± 0.005 |
| | | 5.131 | 0.071 ± 0.001 |
| | 25 | 4.048 | 1.011 ± 0.024 |
| | | 4.155 | 0.768 ± 0.010 |
| | | 4.242 | 0.630 ± 0.008 |
| | | 4.334 | 0.513 ± 0.009 |
| | | 4.451 | 0.427 ± 0.006 |
| | | 4.650 | 0.243 ± 0.006 |
| | | 4.854 | 0.185 ± 0.006 |
| | | 5.071 | 0.125 ± 0.005 |
| | | 5.244 | 0.096 ± 0.004 |
| | 50 | 4.219 | 1.041 ± 0.007 |
| | | 4.291 | 0.815 ± 0.030 |
| | | 4.411 | 0.678 ± 0.013 |
| | | 4.499 | 0.565 ± 0.031 |
| | | 4.611 | 0.473 ± 0.017 |
| | | 4.827 | 0.290 ± 0.008 |
| | | 5.022 | 0.203 ± 0.005 |
| | | 5.229 | 0.125 ± 0.010 |
| Yb-TMEDTA | 5 | 5.118 | 50.5 ± 2.9 |
| | | 5.172 | 47.8 ± 1.0 |
| | | 5.276 | 44.0 ± 0.8 |
| | | 5.358 | 41.8 ± 0.7 |
| | | 5.461 | 39.8 ± 0.7 |
| | | 5.578 | 37.8 ± 0.5 |
| | | 5.730 | 36.8 ± 1.1 |

Appendix (continued)

| C_{Buffer} (mM) | $10^6[\text{H}^+]$ (M) | $10^{-1}k_{\text{obs}}$ (s^{-1}) |
|-----------------------------|---------------------------|--|
| 10 | 5.167 | 53.5 ± 3.1 |
| | 5.291 | 48.3 ± 0.5 |
| | 5.416 | 44.2 ± 3.8 |
| | 5.533 | 41.3 ± 0.6 |
| | 5.672 | 38.5 ± 1.3 |
| | 5.833 | 36.8 ± 0.5 |
| | 5.959 | 35.3 ± 0.6 |
| 25 | 5.232 | 57.0 ± 1.2 |
| | 5.346 | 51.3 ± 0.5 |
| | 5.462 | 47.0 ± 1.6 |
| | 5.567 | 43.5 ± 0.6 |
| | 5.740 | 39.8 ± 0.5 |
| | 5.955 | 37.3 ± 0.5 |
| | 6.108 | 35.5 ± 0.6 |
| 50 | 5.221 | 67.0 ± 1.0 |
| | 5.328 | 59.8 ± 2.3 |
| | 5.447 | 53.0 ± 3.5 |
| | 5.567 | 48.3 ± 3.5 |
| | 5.757 | 42.5 ± 0.9 |
| | 5.959 | 38.8 ± 0.5 |
| | 6.149 | 37.3 ± 0.5 |